

# Draft Budget 2021

Governance and Priorities Committee

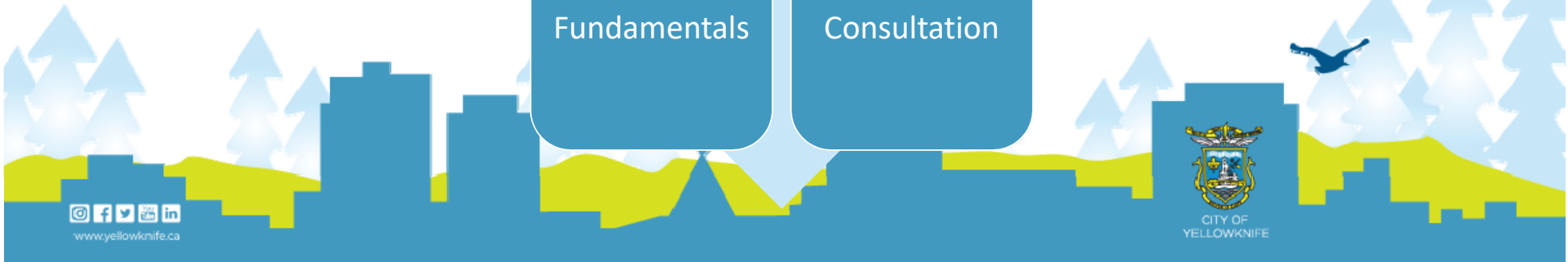
November 2, 2020



# Agenda

- Budget Background
- Capital Projects
- O&M
- Potential Ratepayer Impact
- Options

# Budget 2021 Pillars



# Factors

- COVID-19
- Growth
- Maintenance
- Future
- Funding Shortfalls
- Assessment Base
- Inflation
- Balanced Budget
- Staff Resources

## Council's Goals and Objectives

# Budget 2021



# Capital Projects

Year	Recommended Capital Investment (000's)
2021	\$15,831
2022	\$36,129
2023	\$36,138

# Capital Investments

Project	Budget 2021	Budget 2022	Budget 2023
Accessibility Implementation	\$581,000	\$567,000	\$595,000
Aquatic Centre		\$15,997,081	\$15,312,000
Arbour Development Study	\$50,000		
Arts and Culture Master Plan	\$75,000		
Asset Management	\$255,000	\$280,000	\$475,000
Capital Area Development Plan Implementation		\$60,000	
Columbarium	\$150,000		
Community Arena Ammonia Safety	\$210,000		
Community Energy Plan Implementation	\$120,000	\$2,620,000	\$120,000
Data Storage Infrastructure			\$175,000

# Capital Investments

Project	Budget 2021	Budget 2022	Budget 2023
Emergency Radio Infrastructure Renewal	\$90,000		
Firehall Emergency Response Equipment	\$69,000		
Firehall Minor Renovations	\$251,000		
Fleet Management	\$1,353,032	\$1,277,895	\$1,133,523
Hydraulic Rescue Tools		\$60,000	
Information Technology Infrastructure Renewal	\$337,000	\$367,000	\$367,000
Lagoon Control Structure Replacement	\$550,000		
Lagoon Sludge Removal	\$1,800,000	\$2,800,000	\$2,800,000
Land Fund Capital Projects	\$209,500	\$2,000,000	\$2,000,000
Library Upgrades		\$80,000	



# Capital Investments

Project	Budget 2021	Budget 2022	Budget 2023
Multiplex Ice Plant Ammonia Safety	\$170,000		
New Landfill Cell Design	\$350,000		\$4,500,000
Park Development		\$90,000	
Park Equipment Replacement	\$115,000	\$135,000	\$115,000
Paving Program	\$2,500,000	\$3,000,000	\$3,500,000
Permitting System Evaluation / Replacement	\$125,000	\$125,000	
PH # 4 Safety Improvements	\$350,000		
Range Lake Area Development Plan		\$60,000	
RIMP Building Structural Assessment	\$75,000		

# Capital Investments

Project	Budget 2021	Budget 2022	Budget 2023
Rotary Range Lake Trail		\$210,000	
SCBA Compressor and Fill		\$80,000	
Sewage Force Main Repairs and Retention	\$150,000	\$750,000	
Submarine Water Supply Line Replacement	\$1,000,000	\$1,000,000	\$1,000,000
Traffic Light Upgrades	\$70,000	\$70,000	\$70,000
Water and Sewer Infrastructure	\$4,750,000	\$4,500,000	\$3,975,000
Wireless Infrastructure	\$75,000		

# O&M Expenditures

Source	Increases in Expenditures
Inflation and Increments	\$627,000
Overtime	\$51,620
Tax Relief	\$35,200
City Clerk Board Support	\$27,453
Medical Fees	\$20,000
Landfill Closure Liability Accrual	\$424,160
Traffic Light Contracted Costs	\$11,786

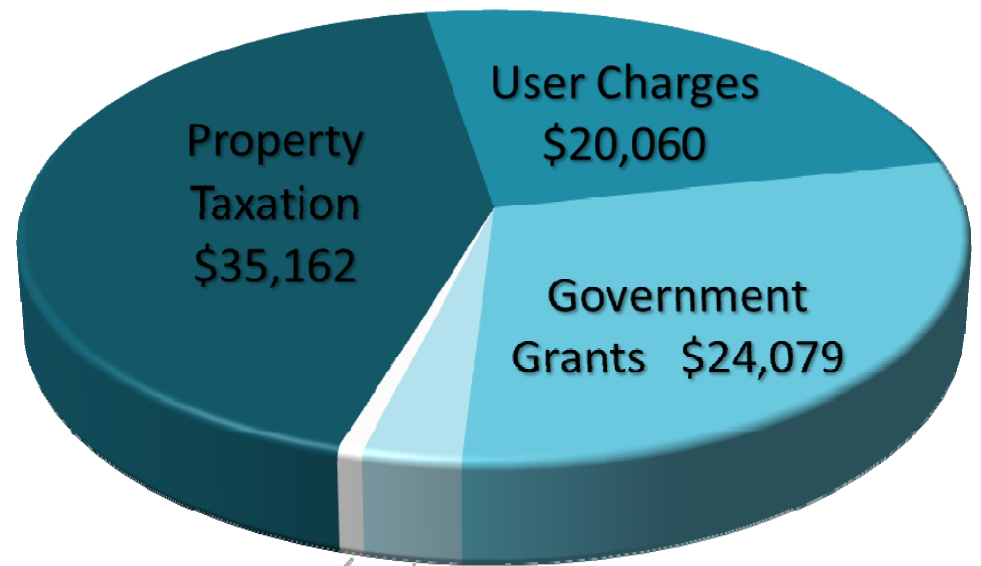
# O&M Expenditures

Source	Increases in Expenditures
Citizen's Survey	\$45,000
Public Transit Contracted Costs	\$459,263
Professional Development	\$35,662
Street Outreach Services	\$373,752
Homelessness Employment Program	\$100,000
Homelessness Coordinator	\$61,000
Emergency Services Training Aids & Dispatch Software	\$69,162
IT Security	\$45,805

# Revenues

Where does the money  
come from? (000s)

Revenues  
**\$82,423**



Investment  
Income \$630

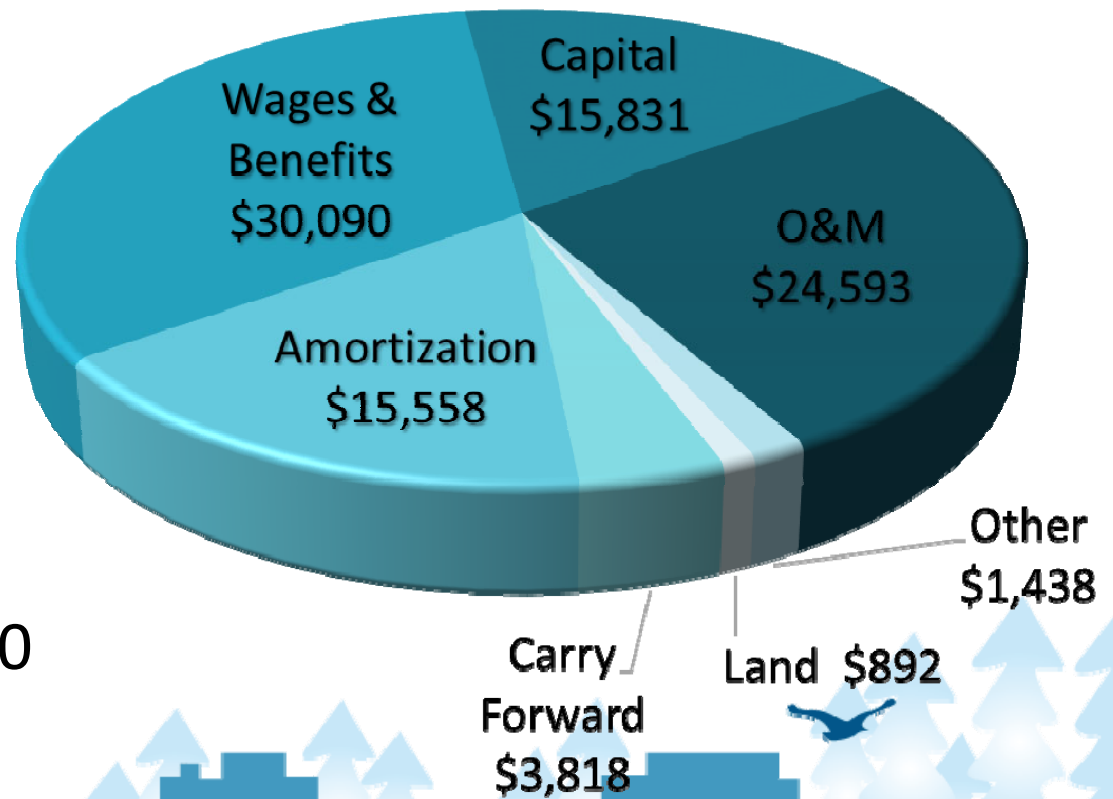
Land Sales  
\$2,492

# Expenditures

Where does the money go?

Expenditures  
\$92,220

Change in Fund Balance: \$4,050



# Potential Ratepayer Impact

Service	Revenues	2021	2022	2023
Solid Waste Management	Water Bill Tipping Fees	4%	4%	4%
Water and Sewer	Water Bill	0%	0%	0%
Facilities and Programs	User Pay	3%	3%	3%

# Potential Ratepayer Impact

2021  
Tax Rate Change  
11.92%

<i>Assessed Value</i>	<i>2020 Municipal Taxes</i>	<i>2021 Municipal Taxes</i>	<i>Annual Change</i>	<i>Monthly Change</i>
\$250,000	\$1,408	\$1,576	\$168	\$14
\$450,000	\$2,535	\$2,837	\$302	\$25
\$650,000	\$3,662	\$4,099	\$437	\$36



# Potential Mitigating Options

<i>Option</i>	<i>Budget 2021 Allocation</i>	<i>Impact on Tax Rate Change</i>
Eliminate travel, meeting costs	\$211,244	0.65%
Postpone Citizen Survey	\$45,000	0.14%
Capital Area Committee Operations	\$50,000	0.15%
Eliminate the 2021 transfer to Capital	\$1,260,000	3.88%
Move to a Biannual Paving Strategy	\$2,500,000	7.69%
Move to a Biannual Water and Sewer Strategy	\$4,500,000	13.85%

# Next Steps

When?	What?
November 3 <sup>rd</sup> – 21 <sup>st</sup>	Written Q&A
November 16 <sup>th</sup>	Public presentations to Council
November 30 <sup>th</sup> – December 3 <sup>rd</sup>	Draft Budget review by Council
December 7 <sup>th</sup>	Budget adoption by Council

# Questions?



[www.yellowknife.ca](http://www.yellowknife.ca)

