



Your Guide to Curbside Organics Collection



As part of the Centralized Composting Program, the City of Yellowknife is phasing in selected neighbourhoods each year to Curbside Organics Collection. By the end of 2017, this service will be offered to all single family dwellings throughout the city.

The green cart and kitchen catcher, as well as the starter kit (including a sticker, a sample compostable bag, a magnetic calendar and this guide) are your tools to divert organics and to help Yellowknife reduce the amount of waste going to the landfill.

The success of the Centralized Composting Program depends on your participation.

Pick Up Information

When: Your organics and garbage will be collected on alternating weeks. Curbside collection is on the same day of the week as your garbage collection. Refer to the enclosed calendar as an easy reference for collection dates, or visit yellowknife.ca to check the calendar for your street address, and sign up for electronic reminders.

Where: For pick up, place your green cart in the same location as your black cart. Check the map on page 9 and 10 of this guide for a reminder on correct cart placement.



Setting Up: Your Curbside Collection System



Green Cart: Write your address on your green cart and copy down the serial number on the side. This will allow you to identify your cart after pickup.



Kitchen Catcher: Place the 'What Goes in the Green Cart and Kitchen Catcher' sticker on your kitchen catcher (small beige with green lid) or in another easy-to-see place. Then store the kitchen catcher in a convenient place in your kitchen.

Did you know:



Setting Up: Compostable Bags and Liners



Consider purchasing compostable bags or liners to keep food scraps from sticking to the bottom of your cart and catcher.


Especially in winter, you will want to line either your green cart or kitchen catcher, to prevent frozen food scraps from sticking to the bottom.

Use certified compostable bags, newspaper, and/or brown paper bags as lining. Your starter kit includes a sample compostable bag. Another option is to line your bin with a layer of cardboard, such as a pizza box, and wrap your kitchen scraps in newspaper.

You can buy compostable bags from most grocery stores, hardware stores and pharmacies in Yellowknife.

Do not use biodegradable or oxo-biodegradable bags; they are made of plastic and will not break down into compost.

When buying compostable bags, look for these logos:



Green Cart Care

Green carts are designed with vents and a lid to ensure adequate ventilation, while also reducing the amount of moisture and bad odours.

But, if you notice that your green cart is starting to smell:

- Line your green cart with newspaper. You can also put newspaper in after every time you add new organic material (i.e. food scraps) to help keep moisture to a minimum.
- Sprinkle a little baking soda in the bottom. You can even layer a small amount of baking soda as you add new compost to the pile.
- Wash your bin regularly.
- Keep meat, fish, and expired food in the fridge or freezer, and put them out the night before collection.
- Keep your cart in the shade to reduce odours and prolong its lifespan.



If your cart needs to be repaired or replaced, contact the Solid Waste Facility at 669-3406 or email swfinfo@yellowknife.ca

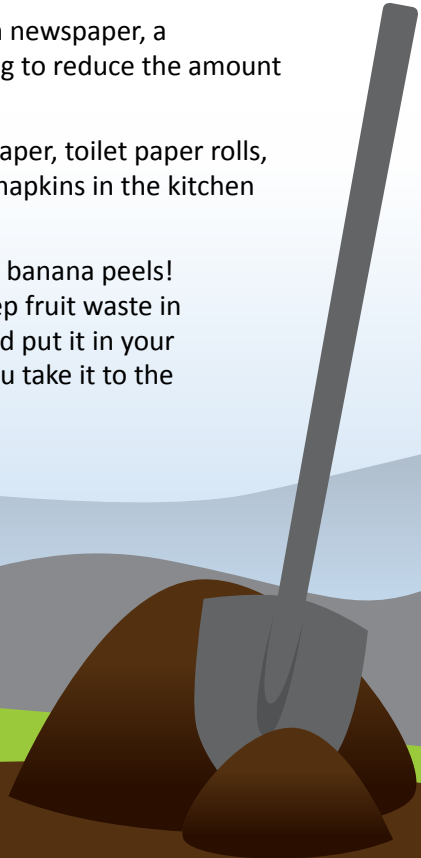
Your cart belongs at the location where it was received. If you move, leave your cart behind for the next residents.

Kitchen Catcher Care

Your small beige bin is for daily household convenience. If you place it under your kitchen sink, on your counter or fastened to a cupboard, this will save you trips to the green cart and lets you store the green cart outdoors. The kitchen catcher can then be emptied into the green cart as needed.

To keep your kitchen catcher clean:

- Empty your kitchen catcher on a regular basis, or at the end of each day if necessary.
- Remember to wash your kitchen catcher regularly with warm soapy water or vinegar.
- Line your kitchen catcher with newspaper, a compostable bag, or paper bag to reduce the amount of moisture in the bin.
- Add a couple sheets of newspaper, toilet paper rolls, or even used facial tissues or napkins in the kitchen catcher to reduce moisture.
- Fruit flies love fruit, especially banana peels! If fruit flies are a problem, keep fruit waste in a container in your freezer, and put it in your green cart the night before you take it to the curb for collection.



What Goes in the Kitchen Catcher and Green Cart?

YES

Food Waste

- Fruits & vegetables
- Dairy products
- Eggs & egg shells
- Fish & shellfish
- Bones, grease, fat & cooked meat
- Small amounts of raw meat (trimmings only)
- Bread, pasta, cereal, rice & flour
- Coffee grounds, filters & tea bags

Yard Waste

- Leaves & grass clippings
- Plant trimmings

Food Soiled Paper

- Pizza boxes
- Napkins & facial tissues
- Wax-coated cardboard



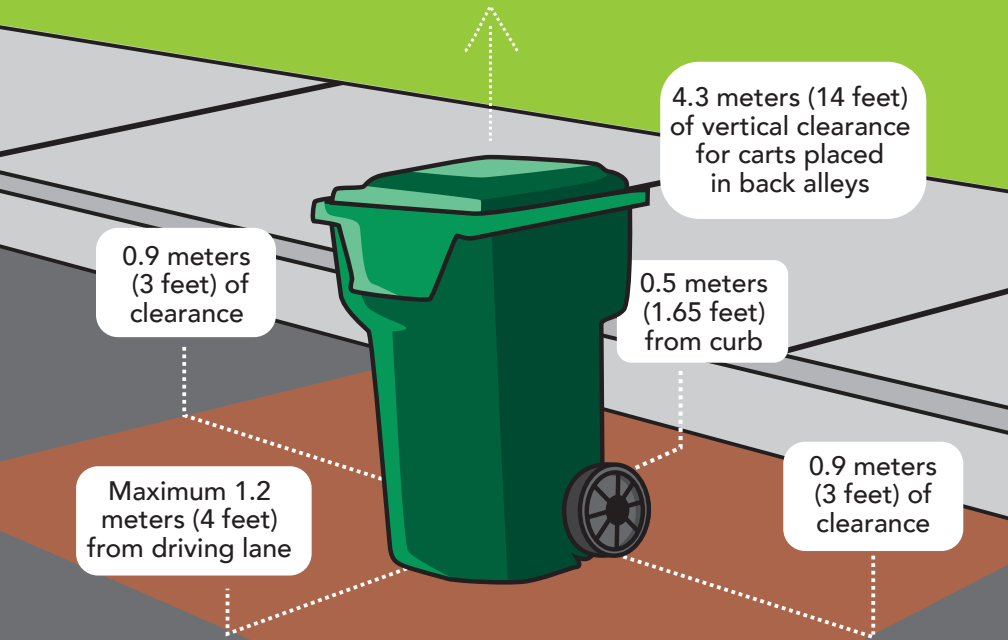


NO

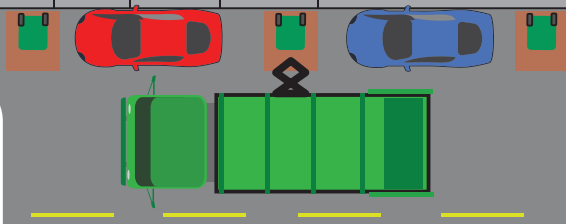
- Glass
- Plastic & styrofoam
- Tin cans, metal & aluminum foil
- Juice boxes/tetra packs
- Rubber products
- Clothing/textiles
- Dead animals & carcasses
- Cigarette butts & ashes
- Pet feces & cat litter
- Bandages, diapers & sanitary products
- Fireplace & BBQ ashes
- Large amounts of paper products, including cardboard (these go to the recycling depot)



Cart Placement



Bird's eye view




If your cart is in a back alley, check for overhead power lines as there must be 4.3 meters (14 feet) of vertical clearance.

Cul-de-sac Cart Placement

Bird's eye view

0.9 meters
(3 feet) of
clearance



- Your cart must be placed in the centre of your cul-de-sac.
- The fronts must all face in one direction.
- There must be 0.9 meters (3 feet) between carts.

Why Bother?

Composting just makes sense.

Through the Centralized Compost Project, we reduce our impact on the environment, extend the life of Yellowknife's landfill and save money. At the same time, the compost produced enriches the quality of our soil, helping to beautify Yellowknife and increase local food production.

By reducing the amount of waste ending up in Yellowknife's landfill, we reduce the cost of maintaining the Solid Waste Facility and the amount of land we have to use for our garbage. Together, green and black carts provide a more efficient and environmentally sustainable waste collection system. Through organics collection, we can reduce more than a third of our residential waste going into our landfill and decrease the amount of greenhouse gases we produce.

The feedback that we get from residents will help ensure a smooth rollout to other neighbourhoods. Let us know how Curbside Compost Collection is working for you.